

# SCTCC FAST FACTS

The following provides a snapshot of key data about St. Cloud Technical & Community College during the 2017-2018 academic year. For the complete Fact Book, visit [sctcc.edu/fast-facts](http://sctcc.edu/fast-facts).

## Founded

• 1948

## AVERAGE

18 STUDENTS



**98%** JOB  
PLACEMENT

(Average of all programs one year after graduation.)



## DEGREES offered

- ▶ Certificate
- ▶ Diploma
- ▶ Associate in Applied Science
- ▶ Associate in Science
- ▶ Associate of Arts
- ▶ Associate of Fine Arts

## TOP PROGRAMS BY enrollment

- Liberal Arts and Science
- Business Management
- Health Sciences Broadfield

**5,800**

approximate number of students SCTCC serves each year in credit-based courses.

**262**

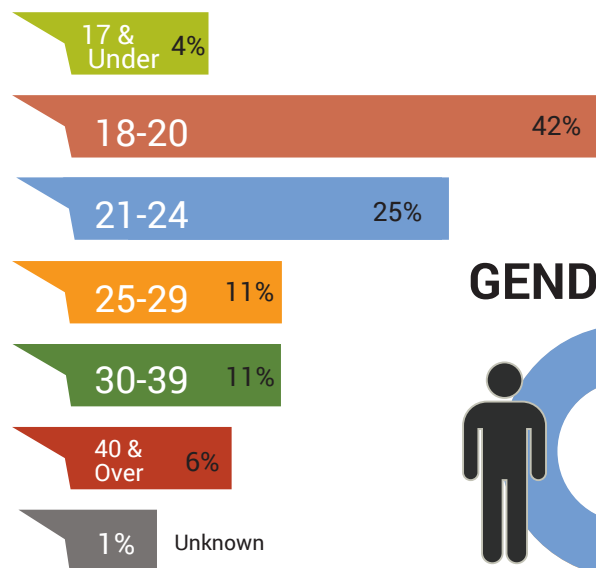
number of high-school students in 2018 SCTCC is proud to welcome through the post-secondary enrollment option (PSEO).

Number of  
**SCTCC FOUNDATION  
SCHOLARSHIP  
RECIPIENTS**

**232**



## AGE DEMOGRAPHIC Fall 2018



Average FULL-TIME  
credit load  
14 credits



Average PART-TIME  
credit load  
7 credits

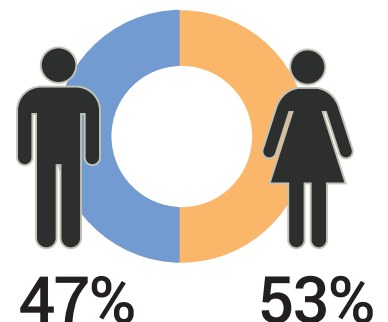


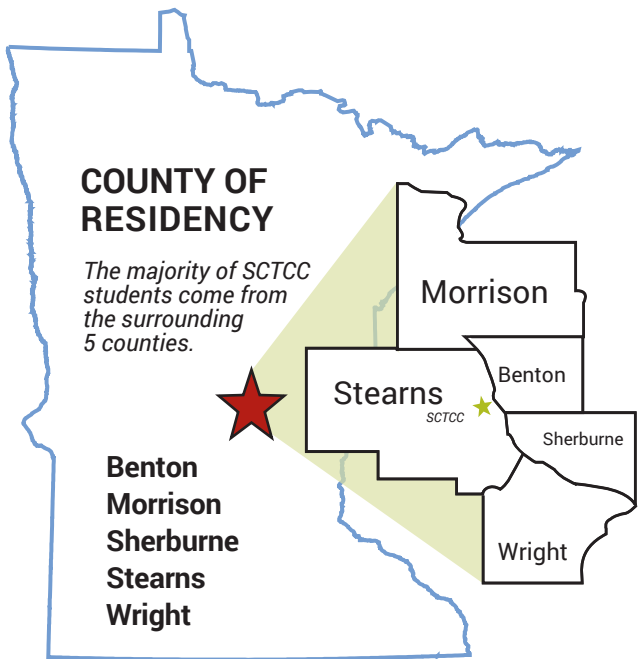
**2018-19  
Tuition and Fees**  
(per general education credit)

**\$179.21**

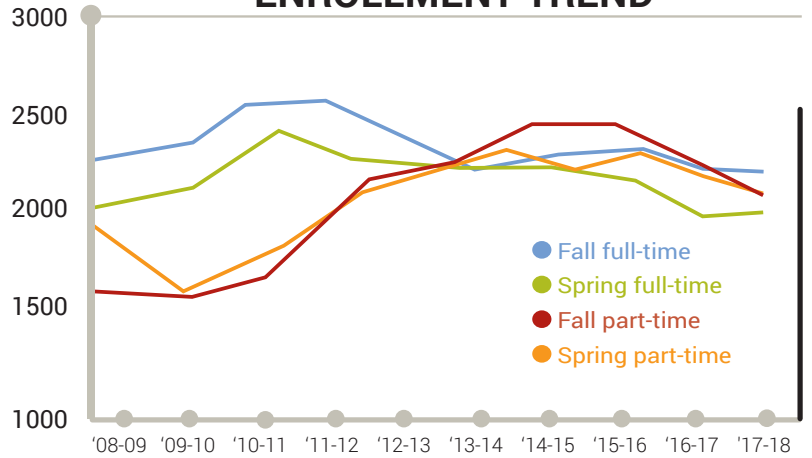


## GENDER 2018

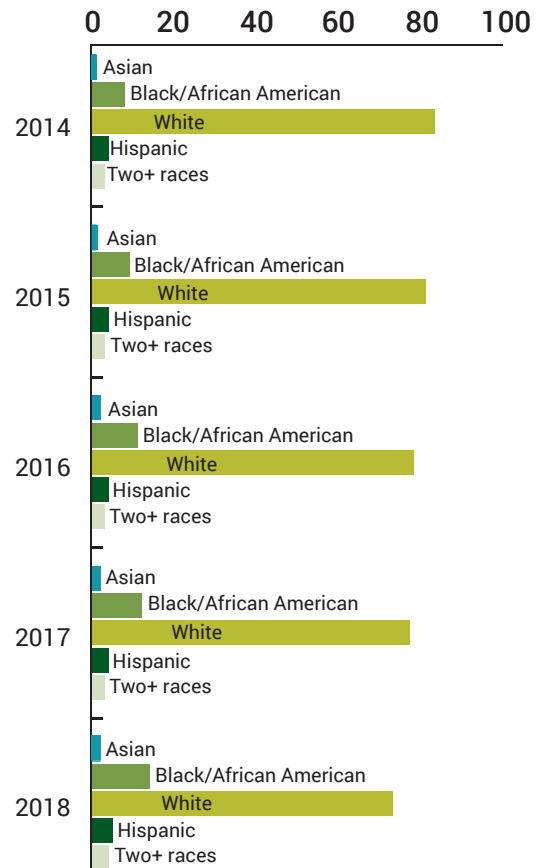




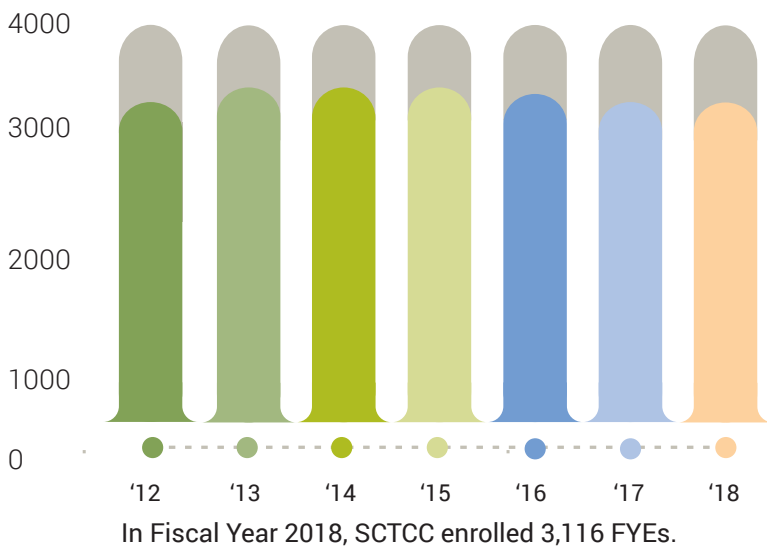
### FULL- AND PART-TIME ENROLLMENT TREND



### RACE TRENDS 2014-2018

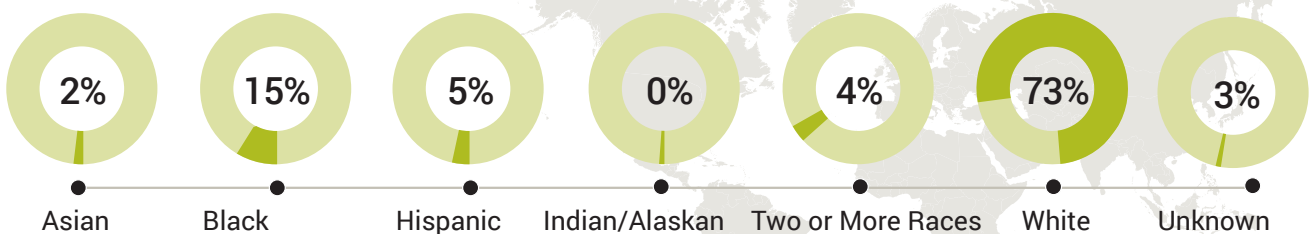


### TOTAL FYE (Full-Year Equivalent)



Student enrollment is measured in full-year equivalents (FYE) and includes enrollment in courses that award credit. FYE is calculated by dividing total student credit hours by the number of credit hours constituting a full load. A full-time load is 30 credit hours.

### ETHNICITY Fall 2018



St. Cloud Technical & Community College students, faculty, and staff are from **6 continents and nearly 50** different countries around the world.