


StarID:

The StarID is a username that will be used across the Minnesota State (MnSCU) system to access information technology systems and services. If you forgot your StarID password or your password has expired, go to StarID Self Services (<https://starid.mnscu.edu/>) and follow the instructions.

D2L Brightspace:

We recommend using Mozilla Firefox as your web browser. Select the D2L Brightspace button on the SCTCC home page, or go to <https://sctcc.ims.MnSCU.edu>. To log into D2L Brightspace use your StarID and password.



* Check your computer readiness for D2L Brightspace if using your own computer*

Go to <http://www.sctcc.edu/d2l-check-your-computer> and select *Complete a System Check* to ensure your computer is ready to work with D2L Brightspace.

Before you begin exploring your online courses, please make sure that your computer has the needed plug-ins and players to work with D2L Brightspace.

1. Run [Complete a System Check](#) to make sure your computer and web browser are compatible with D2L Brightspace. If there is a problem, you will see instructions on how to make your computer or browser compatible.
2. Make sure that your computer has the needed **browser plug-ins**. Select each of the links below for the **Test Files**. If you do not see a document or movie in the browser window which opens, use the **Free Download** link to get the necessary plug-in or player.

Minibar:

The top navigation bar in D2L Brightspace is called the Minibar. My Home displays your D2L Brightspace home page; Select a Course will allow you to switch between current courses– it also allows you to Pin and Unpin courses to the course list; Alerts will display alerts for messages, updates, and chatter; and the Personal Menu allows you to edit your profile, change notifications, settings, and log out of D2L Brightspace.



Navigation Bar (Navbar):

Without a course selected the Navbar displays the Materials and Resources menus as well as the Starfish link, which allows you to make appointments with people in your Success Network.



With a course selected, in addition to the Materials and Resources menus, the Navbar displays the Course Home link and the Communication and Assessments menus.



Course Home:

Course Home will display the Announcements, Updates, and Student Support widgets for your course. Announcements will display new information specific to the selected course; Updates will notify you of new or unread Assignments submissions, Discussions, Emails, and Quizzes; and Student Support will display D2L Brightspace help information.

Announcements | ▾

Welcome to the D2L Student Training! ✕

Welcome to D2L Student Training!

This demonstration of D2L will concentrate on the most important areas of the Learning Management System - like the Table of Contents, the Locker, the Classlist, Discussions, and much more.

All instructors are required to use D2L for their class syllabus, and depending on the class and the instructor one D2L course can look completely different from another.

Updates

4 Unread Discussion Posts

5 Quizzes Not Attempted

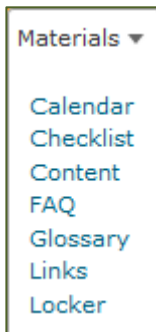
Student Support ▾

Email: helpdesk@sctcc.edu

Navbar Links:

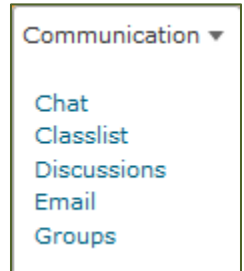
The Materials menu includes tools that provide course information:

- The **Content** tool displays all of the content contained in the course: Course Overview, syllabus, notes, readings, presentations, videos, and more.
- The **Locker** tool allows you to store 2MB of files within D2L Brightspace.



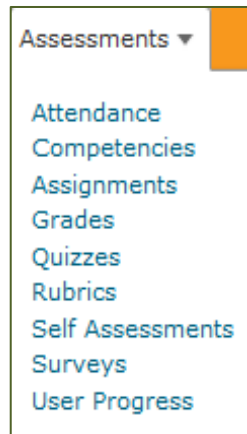
The Communication menu includes tools for interaction:

- The **Classlist** tool allows you to email other class members as well as the instructor.
- The **Discussions** tool allows you to create and respond to topics and threads that have been posted to the forums.



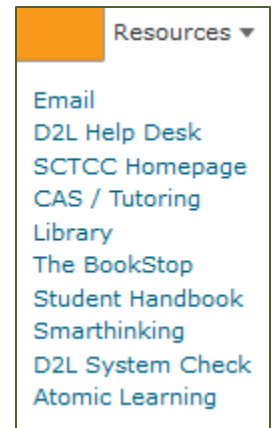
The Assessments menu includes tools for analyzing and testing:

- The **Assignments** tool allows you to submit assignments online into designated folders.
- The **Quizzes** tool will display the quizzes required for the course.
- The **Grades** tools allows you to view your grades for each part of the course (i.e. assignments, quizzes, discussions, etc.).



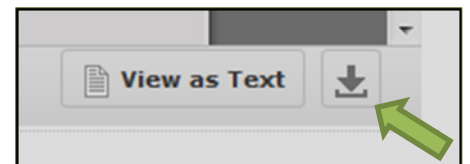
The Resources menu includes links to help you find answers. For example:

- The **Library** link displays the SCTCC Library home page with information on how to use the library services at SCTCC.
- The **CAS/Tutoring** link displays information about how to get tutoring help.
- The **Atomic Learning** link gives you access to thousands of "how to" tutorials on a wide range of software applications.



Printing in D2L Brightspace:

- If the content is a PDF file you can use the Print icon at the top, right of the PDF viewer window.
- If the content is a Microsoft Office file, you will need to **download** the file and print it from within that program.
- For PowerPoint presentations print six (6) slides to a page – this handout option is found in the Print Settings under Full Page Slides.
- To print on campus you will need your *Cyclone Card* (TechID card).



Open Computer Lab 1-405:

This open computer lab is available for student use year round. It contains both PC's and Mac's and has software needed for all academic programs. If you need assistance getting into online course material, SCTCC has an Online Learning Support Assistant. Please call (320) 308-6445 or visit the Open Computer Lab (Rm. 1-405). The Computer Lab hours are:

- Summer
 - 7:30am – 4:00pm M-F
 - Closed Sat & Sun
- Fall and Spring Semester
 - 7:30am – 9:00pm M-Th
 - 7:30am – 4:00pm F

Open Computer Lab 1-309:

This computer lab is open Fall and Spring semesters from 8:00 am – 2:00 pm Monday thru Friday.

Additional Support:

- You'll also find D2L Brightspace student tutorials at Atomic Learning found in the Resources menu in D2L Brightspace.
- You'll also find D2L Brightspace student tutorials by Oklahoma City University on YouTube <http://www.youtube.com/user/OKCUIInstTech>.